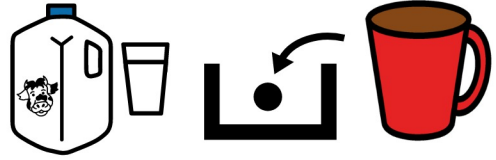
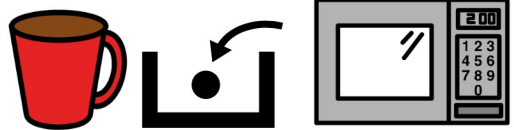


Making hot chocolate


Put some milk into a cup



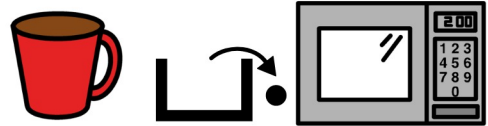
Put the cup of milk into the microwave.



Heat the cup of milk for 30 seconds.



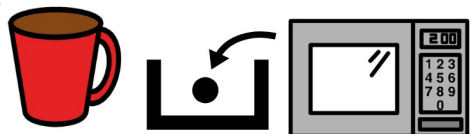
Remove the cup of milk from the microwave.



Add 2 teaspoons of hot chocolate and sugar to the milk.



Put the cup of hot chocolate back into the microwave.




Heat the hot chocolate for 30 seconds or until hot. Remove and stir




Extra special ingredients


You can add swirly cream




Add some marshmallows on top of the cream



You can add some sprinkles



You can add chocolate chips or chocolate buttons



looks yummy!
time to drink and enjoy

